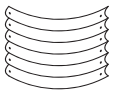


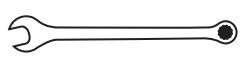


# 17" TALL 42" ROUND GALVANIZED RAISED GARDEN BED **ASSEMBLY INSTRUCTIONS**



## What is in the kit ?

Part NO.	Description	Qty.	Parts
<b>A</b>	Curved Panels	<b>6</b> pcs	
<b>B</b>	Bolts, Washers and Nuts (Stainless Steel)	<b>36</b> sets	
<b>C</b>	Rubber Safety Edging	<b>1</b> pc	
<b>D</b>	Wrench Tool (10mm)	<b>1</b> pc	

### CAUTION

Please be aware of the sharp edges in the metal panels that may cause injury.  
The use of protective equipment such as gloves and closed-toe shoes is recommended.

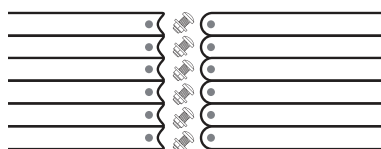
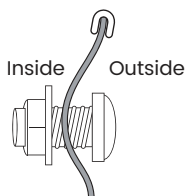


### Step 1

- Lay out your panels
- Remove the protective film from both sides of the panels prior to assembly.

### Step 2

- Assemble two curved panels to start. Put one bolt at the top and bottom of the panel set. Hand-tighten them.
- Continue the same process to complete your garden bed.
- After you have loosely assembled your shape, add the interior bolts on the outside and the washer and nut on the inside.
- Pinch the panels together at the top and finish tightening the nuts from the top to the bottom with the wrench tool provided and a phillips head screwdriver to hold the bolt in place on the outside. To speed up the tightening process, you can use a metric number 10mm hand ratchet.



### Step 3



- Slightly pull/stretch the Safety Rubber Capping as you push it onto the top edge of the garden bed and trim off the excess.  
(You can use the back of the wrench we provide or a screwdriver to slightly open the channel of the rubber edging **only** at the joints where the panels overlap allowing it to slip over both panels easier.)



## **FREQUENTLY ASKED QUESTIONS**



### **Why are the garden beds open at the bottom?**

The open-bottom metal garden beds allow for drainage and the plants will have access to the nutrients at the soil level.

### **WILL... THE RAISED BED GARDEN OVERHEAT?**

The answer is NO. The colored powder-coating with the Aluzinc reflects the heat from the Sun and protects the plants from root burn. It also maintains a warmer temperature in the winter for a longer gardening season. Our metal raised garden beds outperform standard wooden, concrete and plastic beds.

### **GROWING IN THE RAISED GARDEN BED...IS IT SAFE?**

The answer is YES. The Raised Garden Beds are made made from 24 gauge galvanized steel, powder-coated with color and coated with Aluzinc, a zinc-aluminum alloy. The coating provides great resistance to different acidic levels found in most garden soils creating a safe and healthy garden environment.

